

523

525

400

805


18

209

12

Transforming Portfolio Reporting with Connected Planning in Anaplan





Client Overview

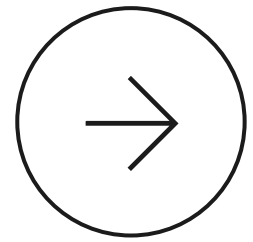
A U.S.-based private equity firm focused on building, financing, owning, and operating sustainable infrastructure assets across clean energy, mobility, water, waste, and agriculture.

As the organization scaled its investment portfolio, critical datasets, including forecasted financials, opportunity and investment data, loan operations, and credit data, remained distributed across Adaptive Insights, Salesforce, multiple Anaplan models, and offline Excel-based reports.

This fragmented landscape limited portfolio visibility, slowed quarterly reporting, and created collaboration bottlenecks across Portfolio Analytics, FP&A, Capital Markets, Asset Management, Loan Ops, and Equity teams.

To address these challenges, **the organization partnered with Polestar Analytics to implement a centralized and scalable Anaplan-based Portfolio Summary solution.**

Key Bottlenecks



As portfolio complexity increased, fragmented systems, Excel-led workflows, and cross-functional dependencies created critical reporting and governance challenges.

Lack of a Centralized Portfolio View

Portfolio data existed across multiple systems and offline spreadsheets, creating reconciliation challenges and limiting leadership's ability to access a trusted quarterly portfolio summary.

Excel-Based Scalability Limitations

Legacy Excel-based portfolio calculations and reporting processes created version control issues, scalability bottlenecks, and inefficiencies as portfolio complexity increased.

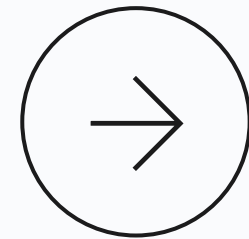
Manual Data Aggregation & Reporting

Data extraction, transformation, and consolidation across multiple source systems required significant manual effort, increasing turnaround time and reducing reporting reliability.

Cross-Functional Collaboration Gaps

Multiple teams contributed data to quarterly portfolio reporting, but the absence of a governed workflow and structured approvals slowed submissions and reduced accountability.

Solutions Implemented



To address these operational bottlenecks, Polestar Analytics designed a connected Anaplan solution focused on centralized data governance, automated integrations, and workflow-led collaboration.

1

Centralized Portfolio Summary Model

Built a unified Anaplan model to hold all portfolio data across investment hierarchy levels and quarterly timelines, establishing a single source of truth for investment data and reporting attributes.

2

Automated Multi-System Data Integration

Integrated automated data feeds from Adaptive Insights, Salesforce, and other Anaplan models, simplifying data extraction, transformation, and load processes for portfolio reporting.

3

Snapshot-Based Historical Portfolio Tracking

Enabled quarterly snapshot functionality to preserve portfolio summaries over time, improving quarter-over-quarter comparisons and historical performance visibility.

4

Workflow-Driven Cross-Team Collaboration

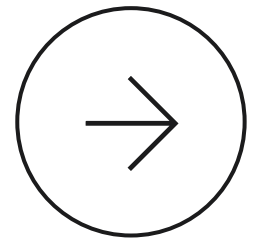
Designed workflow capabilities and team-based submission processes using Anaplan's quick submission and approval framework, enabling governed collaboration across Portfolio Analytics, FP&A, Capital Markets, Asset Management, Loan Ops, and Equity teams.

5

Reporting Migration from Excel to Anaplan

Migrated portfolio reporting workflows from Excel-based models into Anaplan, improving consistency, version governance, and executive reporting readiness.

The Overall Business Impact



Established a **single source of truth** for portfolio summary data across the investment hierarchy

Improved **portfolio model scalability**, eliminating Excel versioning and maintenance challenges

Enhanced **accuracy & flexibility**, enabling business-user adjustments at sub-investment, investment, & program levels

Strengthened **reporting consistency** through automated data integration and centralized logic

Enabled **workflow-based collaboration** across multiple business functions

Improved **submission governance and visibility** through team-based approvals

Delivered **leadership-ready portfolio reporting** with reliable quarter-over-quarter visibility

